



P1 Orientation 2024 Parent Information Kit

Useful information for Parents





Vision

Curious Minds, Caring Hearts, Creative Spirits

Mission

To develop the whole child to be a force for good
in the world

Motto

Inspiring Excellence

Values

Respect, Responsibility, Resilience, Integrity, Care,
Harmony





Table Of Contents

- 01** School Hours
 - 02** School Gates
 - 03** Recess and Snack Breaks
 - 04** Attire
 - 05** Things to bring on the first week of school
 - 06** Service Providers
 - 07** Frequently Asked Questions (FAQs)
- 



01 School Hours

Useful Information for Parents

01 School Hours

Mondays to Fridays: 7:30am – 1.30pm

Students are to arrive in school and be ready for morning assembly by 7:30am.

Students arriving after 7:30am will be considered late for school.






02 School Gates

Useful Information for Parents

02 School Gates



02 School Gates

Gate A (drive in and drop-off)

Mondays to Fridays (Opening hours):

- 6:40am to 7:20am
- 1:45pm to 2:00pm
- 5:00pm to 6:20pm



02 School Gates

Gate B

Mondays to Fridays (Opening hours):

- 6:40am to 7:20am
- 1:30pm to 1:50pm




02 School Gates

Gate C (near the mosque)

Mondays to Fridays (Opening hours):

- 6:40am to 7:20am
- 1:30pm to 1:50pm




02 School Gates

Gate D (near Blk 282B Compassvale Ancilla)

Mondays to Fridays (Opening hours):

- 6:40am to 7:20am
- 1:30pm to 1:50pm





03

Recess and Snack Breaks

Useful Information for Parents

03 Recess and Snack Breaks




Recess: 9:00am – 9.30am

Students will be given another 10-minute snack break, between 11.30am to 12.30pm.

Here are some suggestions on what you could pack for your child's snack:



03 Recess and Snack Breaks




Stalls in the Canteen

Stall 1 and 2 are halal stalls for Muslim students to go to.




03 Recess and Snack Breaks

Stalls in the Canteen




03 Recess and Snack Breaks

Food sold in the Canteen




03 Recess and Snack Breaks

Food sold in the Canteen



03 Recess and Snack Breaks

Food sold in the Canteen



03 Recess and Snack Breaks

Food sold in the Canteen





04 Attire

Useful Information for Parents

04 Attire



PE Attire

- School t-shirt to be tucked in
- Name tag below the school crest
- Plain white shoes and socks
- Socks must be visible (no ankle socks are allowed)




04 Attire

Temporary Name Tag

- This temporary name tag will be issued to your child during Orientation Day (every class has a different coloured name tag).
- Your child must put on this name tag when the new school year starts.
- Do indicate your child's dismissal arrangement on your child's name tag.

A sample of a temporary name tag. It has a tan background with the Palm View Primary logo at the top center. Below the logo is a dark teal rounded rectangle containing the text "Name of Child". At the bottom, there is a box titled "Daily Dismissal (please tick):" containing four checkboxes: "School Bus # __", "Drive-in pick up at Foyer", "Gate C", "Gate D", and "School-based SCC".


PALM VIEW PRIMARY

Name of Child

Daily Dismissal (please tick):

School Bus # __ Drive-in pick up at Foyer

Gate C Gate D School-based SCC

04 Attire

Iron-On Name Tags (Set of 6 Pieces)

- The name tags that are ordered, together with the purchase of uniform, will usually arrive in 4-6 weeks when the new school year starts.
- The form teacher will give the name tags to your child when they are delivered to the school.





05

Things to bring on the first week of school

Useful Information for Parents

05 Things to bring on the first week of school



Day 1: Thursday, 2 January 2025

English Language

- STELLAR Handwriting 1
- Blue ring file with 5-coloured dividers
- Snack (Everyday)

Please label all items with your child's name and class at home.



05 Things to bring on the first week of school

Day 2: Friday, 3 January 2025

Mathematics

- Primary Mathematics Practice Book 1A
- 1 lined jotter book
- Red ring file with 5-coloured dividers

Please label all items with your child's name and class at home.



05 Things to bring on the first week of school

Day 3: Monday, 6 January 2025

Chinese Language

- Chinese Language for Pri Schools Activity Book 1A
- Chinese Language for Pri Schools Writing Book 1A
- Character and Citizenship Education (Chinese) Student's Journal Primary 1
- Green ring file with 5-coloured dividers

Please label all items with your child's name and class at home.



05 Things to bring on the first week of school



Day 3: Monday, 6 January 2025

Malay Language

- Malay Language for Pri Schools Activity Book 1A
- Palm View A5 Broad Line Exercise Book
- Line Jotter Book
- Character and Citizenship Education (Malay) Student's Journal Primary 1
- Green ring file with 5-coloured dividers

Please label all items with your child's name and class at home.



05 Things to bring on the first week of school

Day 3: Monday, 6 January 2025

Tamil Language

- Tamil Language for Pri Schools Activity Book 1A
- Tamil Language for Pri Schools Penmanship 1A
- Palm View A5 Broad Line Exercise Book
- Line Jotter Book
- Character and Citizenship Education (Tamil) Student's Journal Primary 1
- Green ring file with 5-coloured dividers

Please label all items with your child's name and class at home.



05 Things to bring on the first week of school

Day 4: Tuesday, 7 January 2025

- Social Studies Activity Book 1
- My Physical Education Journal
- Character and Citizenship Education (Form Teacher Guidance Period)
- A4 Clear Soft Case with Zip
(comes with whiteboard, whiteboard marker and duster)
- Report Book
- Art File (comes with coloured pencils, oil pastel, water colour paint, brushes, soft drawing pencils, apron and A3 two-button clear folder)

Please label all items with your child's name and class at home.





06 Service Providers

Useful Information for Parents

06 Service Providers

School Uniform

Beau Voix Uniform

2 Sims Close #03-08 Gemini @ Sims S(387298)

Telephone : 6743 6645 / 6744 7084

Email : info@beauvoix.com.sg

Online store : www.beauvoix.com.sg

Opening hours : Mondays to Friday (9:30am to 5:30pm)

Closed on weekends and public holidays



06 Service Providers

School Bookshop


The Continental Book Centre

Telephone : 6247 8482

Email : admin@the-continental.com.sg

Opening hours : Mondays, Tuesdays and Thursdays (9:00am to 1:30pm)
Wednesdays and Fridays (9:00am to 2:30pm)

Parents are allowed in the school between 1:45pm and 2:30pm on Wednesdays and Fridays. Please note that Gate C and Gate D will be closed by 1:50pm. Please use Gate B to exit after 1:50pm.



06 Service Providers

School Dental Clinic

Telephone : 8764 1250

Opening hours : Mondays to Fridays (8:00am to 5:30pm) (alternate weeks)
Closed for lunch from 1:00pm to 2:00pm

Prior appointment required for after-school hours consultation/treatment.
In the event of urgent need, parents can contact our buddy clinics at:

- Yio Chu Kang Primary School (6385 4154)
- Compassvale Primary School (6384 7759)
- North Vista Primary School (6753 8332)



06 Service Providers

School-Based Student Care

Pro-Teach Education Group (Palm View) Pte Ltd


Telephone : 6388 2125

Email : palmview@pro-teach.com

Opening hours : Mondays to Fridays (1:30pm – 7:00pm) (Term Time)

Mondays to Fridays (7:30am – 7:00pm) (School Holidays)

Closed on Saturdays, Sundays and Public Holidays



06 Service Providers

School Bus

Yellow Bus Services Pte Ltd

Name : Ms Stephanie Heng

Telephone : 9898 8171 (5:00am to 8:00pm)

Email : palmviewbus@yellowbus.com.sg





07 Frequently Asked Questions (FAQs)

Useful Information for Parents

07 Frequently Asked Questions



Question 1

What should my child pack in his/her schoolbag every day?

- Pencil case and coloured pencils
- Student diary
- English storybook (Mondays to Wednesdays)
- Mother Tongue storybook (Thursdays and Fridays)
- Water bottle
- Pocket money/lunch box
- Snack for the 10-minute snack break
- 1 A4 homework file (for your child to keep any worksheets or Palm View(PV) Connection from school)



07 Frequently Asked Questions



Question 2

How much pocket money should be given to my child every day?

- Suggested amount: \$2.50 - \$3.00
- Each meal is \$2.00 (excluding drinks).



07 Frequently Asked Questions



Question 3

What will happen on the first week of school?

- Students will go through a 4-day Back-to-School Programme with their teachers for a smooth transition into primary school.
- The Primary One Buddy Programme in which a middle primary student would be paired up with a P1 student would run from DaY 2 TO 4.



07 Frequently Asked Questions



Question 4

Do parents get to accompany their child on the first week of school?

- Parents will be allowed to accompany their child only on the first day of school, Thursday (2 January 2025).
- More details will be sent at a later date.



07 Frequently Asked Questions



Question 5

How does the school keep the parents informed of school activities?

- Parents are to download the app, “Parents Gateway (PG)” as important information will be sent via it.
- Look out for the monthly Palm View (PV) Connection to be kept informed of the school activities/events for the month.



07 Frequently Asked Questions



Question 6

What are some of the communication channels that parents should note?

- Telephone : 6508 7300 (General Office)
- Email : palmview_ps@moe.edu.sg
- School website : <https://www.palmviewpri.moe.edu.sg/>



07 Frequently Asked Questions



Question 7

What should parents do when their child is unwell?

- Please take the child to see a doctor.
- Have the child give his/her medical certificate to the form teacher when he/she is back in school.



07 Frequently Asked Questions



Question 8

What should parents do if their child is absent during term time?

- The Principal should be informed if the child is away from school during term time.
- Parents are to fill in the 'Informing School of Child's Absence During Term Time' form and submit it to the form teacher.
- The form can be found on the school's website.





Thank You!



CREDITS: This presentation template was created by **Slidesgo**, including icons by **Flaticon** and infographics & images by **Freepik**

Please keep this slide for attribution